

Signify Classified - Internal
Cooper Lighting Solutions Photometric Lab
1121 Highway 74 South
Peachtree City, GA 30269



Scaled data based on original data using
LM-79-08 Approved Method: Electrical and Photometric Measurements of Solid-
State Lighting Products

Test Report Prepared for
Cooper Lighting Solutions
(formerly Eaton)

Brand: STREETWORKS

Report Number: P868054

Luminaire Tested: **MEM2-HSN-SA-90-750-U-T3**

Issue Date: 08/21/2024



Test Information

Test Method: LM-79-08
Report Number: P868054
Test Lab: INNOVATION CENTER(G3)
Issue Date: 08/21/2024
Manufacturer: COOPER LIGHTING SOLUTIONS (FORMERLY EATON)
Product Line: STREETWORKS
Catalog Number: MEM2-HSN-SA-90-750-U-T3
Description: EPIC MODERN SHORT HOUSING DISCRETE LED ARRAYS 90W 70CRI 5000K
FITXURE w/ TYPE III DISTRIBUTION OPTIC
Light Source: (20) 5000K CCT, 70 CRI LEDS
Ballast/Driver: ELECTRONIC DRIVER

Summary

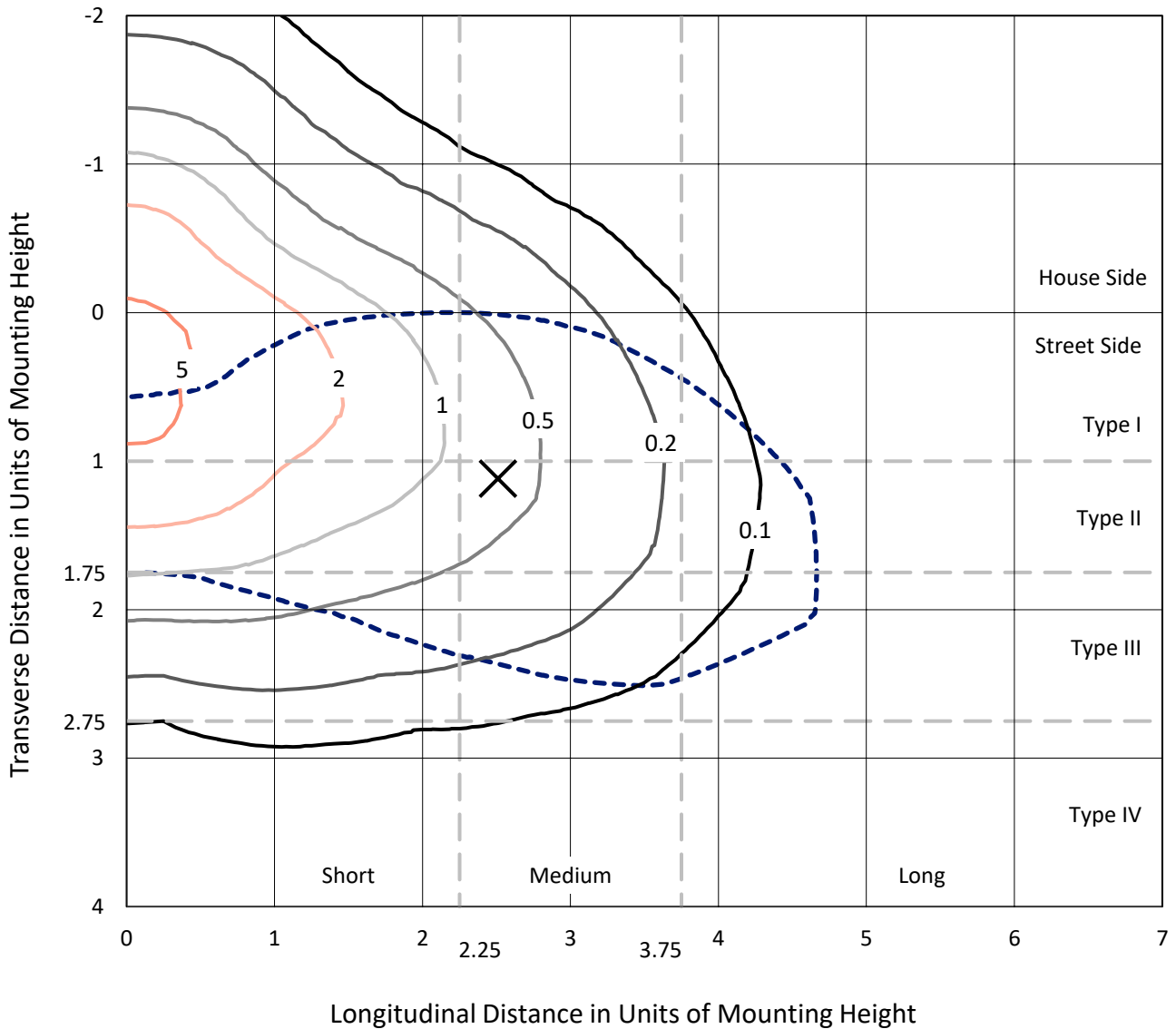
Lumens per Lamp: N/A
Luminaire Lumens: 12715.6 lumens
Efficiency: N/A
Efficacy: 141.3 lumens/watt
Luminous Opening: Rectangular (W 0.67' x L: 0.33' x H: 0')
IES Classification: Type III - Medium
BUG Rating: B2 - U0 - G2

Input Watts (W): 90
Input Voltage (V): 120
Input Current (A_{in}): NR
Voltage Rise (V): NR
Power Factor: 0.99
Total Harmonic Distortion (THDi): 6.20%
Frequency (hertz): 60
Stabilization Time: NR
Operation Time: NR
Ambient Temperature (°C): NR
Test Distance: 24 FT

REPORT NUMBER: P868054
 CATALOG NUMBER: MEM2-HSN-SA-90-750-U-T3

Iso-Footcandle Lines of Horizontal Illumination

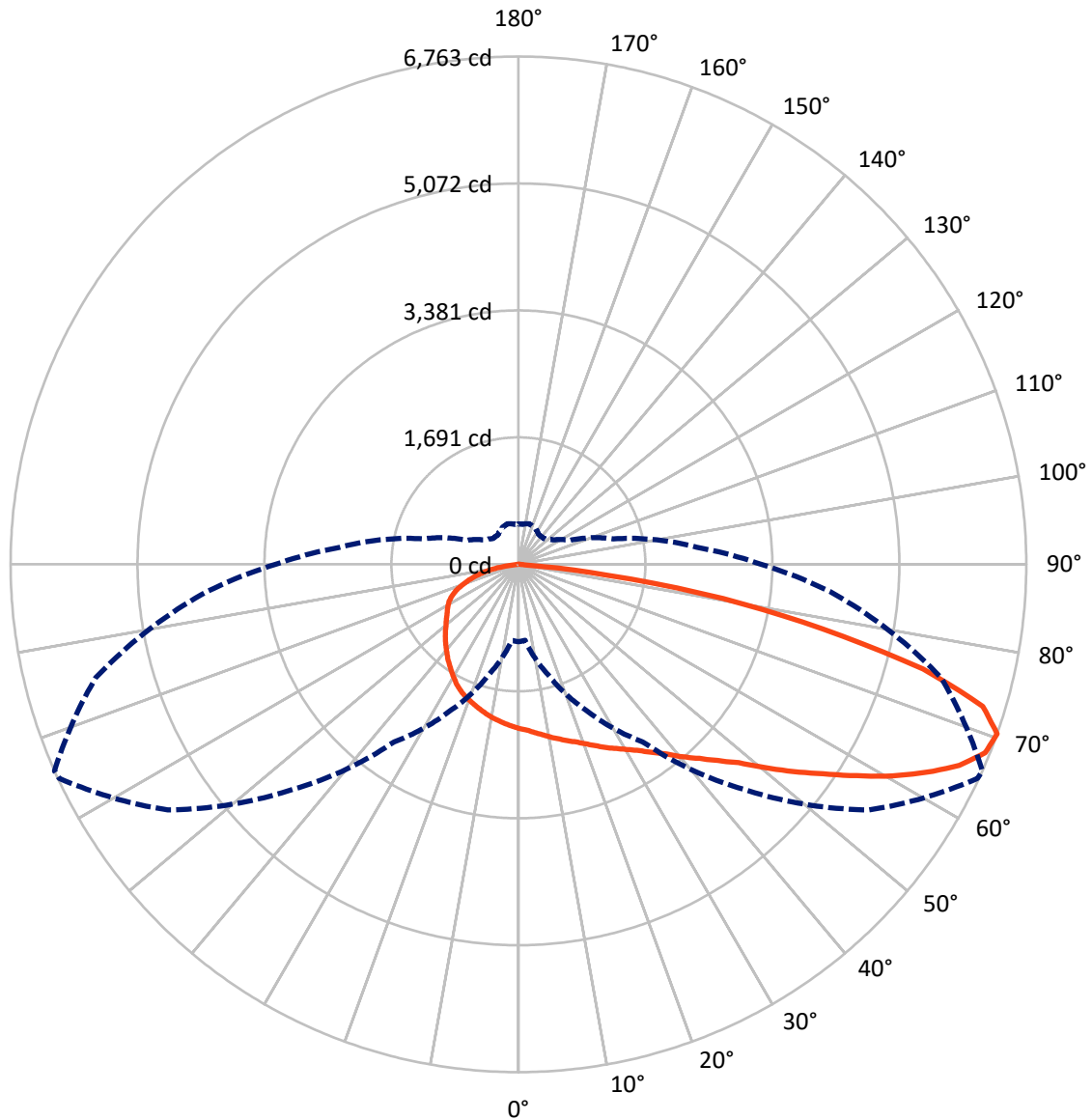
× Max cd
 - - - 1/2 Max cd



Based on 20 foot mounting height. Maximum calculated value = 5.9 fc
 Type III - Medium - N/A

REPORT NUMBER: P868054
CATALOG NUMBER: MEM2-HSN-SA-90-750-U-T3

Luminous Intensity Polar Plot



— Vertical Plane Through 66-Deg Lateral - - - Horizontal Cone Through 70-Deg Vertical

REPORT NUMBER: P868054
 CATALOG NUMBER: MEM2-HSN-SA-90-750-U-T3

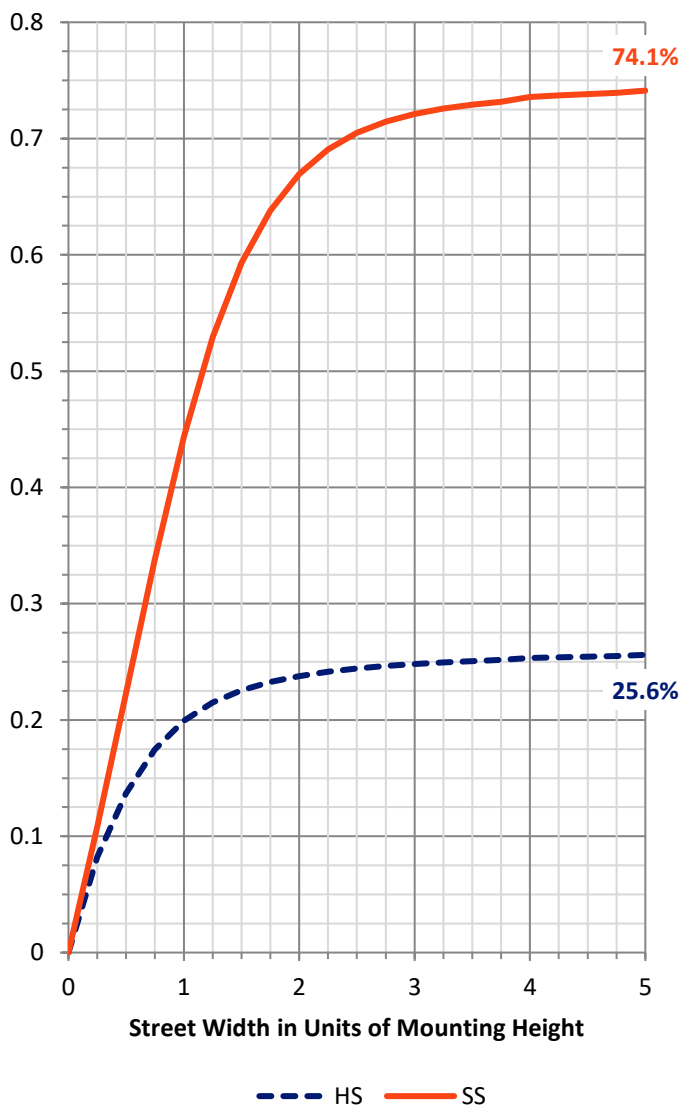
FLUX DISTRIBUTION:

		Downward	Upward	Total
House Side	Lumens	3276.9	0.0	3276.9
	% Fixture	25.8	0.0	25.8
Street Side	Lumens	9438.7	0.0	9438.7
	% Fixture	74.2	0.0	74.2
Total	Lumens	12715.6	0.0	12715.6
	% Fixture	100.0	0.0	100.0

Coefficient of Utilization

ZONAL LUMENS:

Zone	Lumens	% Fixture
0°-10°	209.4	1.6
10°-20°	623.6	4.9
20°-30°	1047.5	8.2
30°-40°	1578.1	12.4
40°-50°	2142.5	16.8
50°-60°	2545.9	20.0
60°-70°	2598.2	20.4
70°-80°	1737.9	13.7
80°-90°	232.5	1.8
90°-100°	0.0	0.0
100°-110°	0.0	0.0
110°-120°	0.0	0.0
120°-130°	0.0	0.0
130°-140°	0.0	0.0
140°-150°	0.0	0.0
150°-160°	0.0	0.0
160°-170°	0.0	0.0
170°-180°	0.0	0.0
0°-90°	12715.6	100.0
0°-180°	12715.6	100.0



REPORT NUMBER: P868054

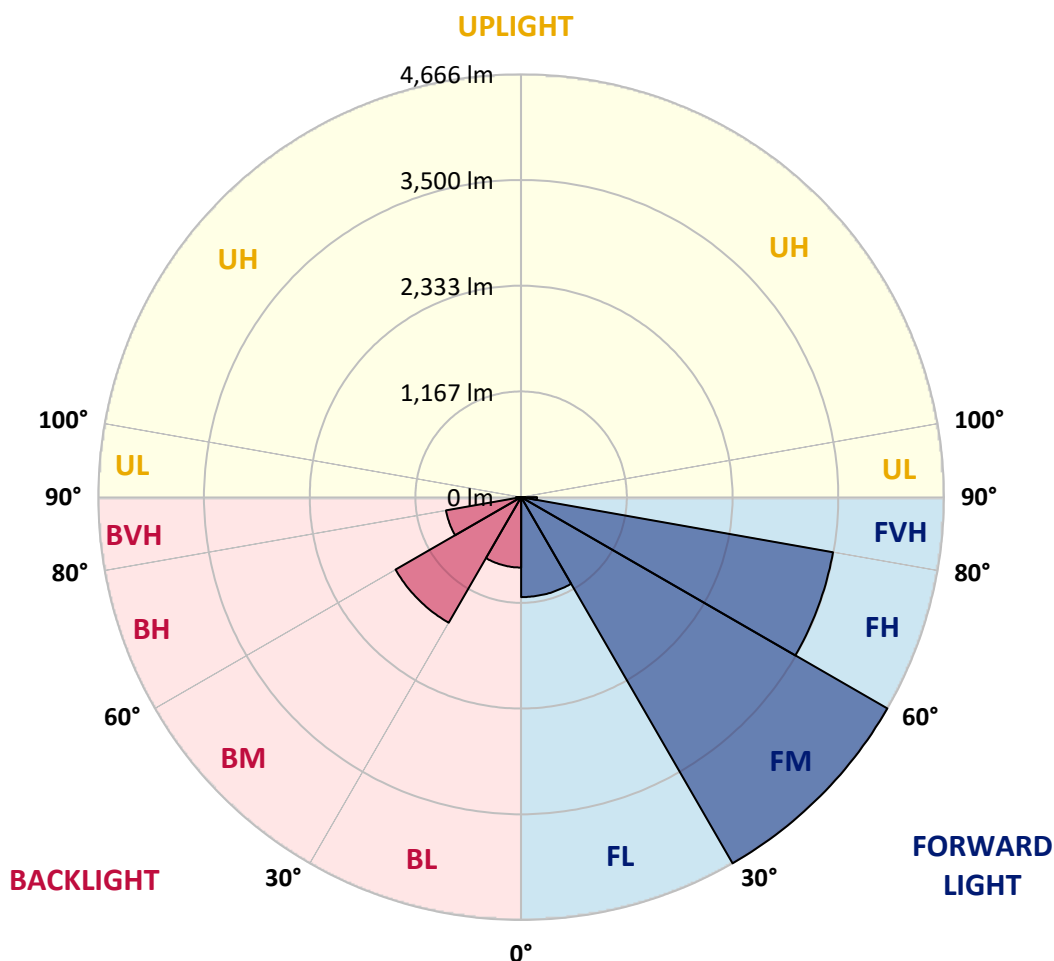
CATALOG NUMBER: MEM2-HSN-SA-90-750-U-T3

LUMINAIRE CLASSIFICATION SYSTEM LUMEN TABLE AND BUG RATING:

Zone	Lumens	% Fixture	Zone Rating/Lumen Limit		
			B	U	G
FL (0°-30°)	1103.5	8.7			
FM (30°-60°)	4666.4	36.7			
FH (60°-80°)	3494.7	27.5			G2/5000
FVH (80°-90°)	174.1	1.4			G2/225
BL (0°-30°)	777.0	6.1	B2/1000		
BM (30°-60°)	1600.1	12.6	B2/2500		
BH (60°-80°)	841.4	6.6	B2/1000		G2/1000
BVH (80°-90°)	58.4	0.5			G1/100
UL (90°-100°)	0.0	0.0		U0/0	
UH (100°-180°)	0.0	0.0		U0/0	

BUG Rating: B2-U0-G2

Type III Medium





REPORT NUMBER: P868054

CATALOG NUMBER: MEM2-HSN-SA-90-750-U-T3

CANDELA DISTRIBUTION (FULL):

	0°	5°	15°	25°	35°	45°	55°	65°	66°	75°	85°
0°	2187.8	2187.8	2187.8	2187.8	2187.8	2187.8	2187.8	2187.8	2187.8	2187.8	2187.8
2.5°	2266.1	2256.0	2248.4	2253.5	2238.3	2243.4	2225.7	2213.0	2210.5	2205.5	2200.4
5°	2336.8	2336.8	2324.2	2324.2	2306.5	2304.0	2278.7	2250.9	2250.9	2233.3	2213.0
7.5°	2412.6	2407.6	2392.4	2389.9	2369.7	2364.6	2336.8	2293.9	2291.4	2258.5	2228.2
10°	2465.7	2468.2	2458.1	2458.1	2442.9	2430.3	2389.9	2344.4	2339.4	2296.4	2248.4
12.5°	2506.1	2511.1	2508.6	2508.6	2496.0	2496.0	2450.5	2389.9	2384.8	2329.3	2261.0
15°	2549.0	2546.5	2554.1	2556.6	2551.6	2544.0	2511.1	2440.4	2437.9	2364.6	2278.7
17.5°	2586.9	2584.4	2586.9	2599.6	2602.1	2602.1	2569.3	2496.0	2485.9	2407.6	2293.9
20°	2609.7	2614.7	2624.8	2640.0	2647.6	2667.8	2640.0	2561.7	2551.6	2453.0	2326.7
22.5°	2695.6	2680.4	2688.0	2698.1	2708.2	2736.0	2710.7	2629.9	2622.3	2521.3	2364.6
25°	2842.1	2842.1	2824.4	2806.7	2794.1	2806.7	2786.5	2708.2	2703.1	2581.9	2407.6
27.5°	3097.3	3097.3	3059.4	2993.7	2910.3	2887.6	2872.4	2791.6	2776.4	2647.6	2435.4
30°	3420.6	3430.7	3362.5	3251.4	3097.3	2996.2	2958.3	2869.9	2862.3	2713.3	2478.3
32.5°	3766.7	3786.9	3736.4	3574.7	3322.1	3125.0	3064.4	2973.5	2955.8	2791.6	2533.9
35°	4077.5	4097.7	4029.5	3877.9	3554.5	3312.0	3190.7	3087.1	3077.0	2892.6	2617.3
37.5°	4330.1	4335.1	4292.2	4107.8	3749.0	3468.6	3347.4	3223.6	3203.4	3013.9	2705.7
40°	4597.9	4618.1	4575.1	4347.8	3925.9	3637.9	3504.0	3387.8	3370.1	3140.2	2789.0
42.5°	4878.3	4875.8	4875.8	4554.9	4102.7	3779.4	3673.3	3544.4	3534.3	3269.0	2880.0
45°	5050.1	5060.2	5032.4	4678.7	4362.9	3925.9	3837.5	3744.0	3726.3	3448.4	2998.7
47.5°	5093.0	5070.3	4944.0	4774.7	4656.0	4077.5	4044.6	3989.0	3948.6	3645.5	3145.3
50°	5034.9	4999.6	4926.3	4817.7	4764.6	4259.4	4254.3	4282.1	4254.3	3885.5	3314.5
52.5°	4817.7	4812.6	4800.0	4825.2	4739.4	4403.4	4491.8	4587.8	4582.7	4130.5	3491.4
55°	4360.4	4393.2	4544.8	4704.0	4643.4	4501.9	4757.0	4941.5	4921.2	4418.5	3673.3
57.5°	3893.0	3925.9	4120.4	4499.4	4549.9	4608.0	5055.1	5343.1	5310.3	4731.8	3840.0
60°	3486.3	3450.9	3645.5	4191.1	4418.5	4704.0	5350.7	5749.9	5722.1	5045.0	4011.8
62.5°	2842.1	2877.5	3188.2	3741.5	4234.1	4764.6	5593.2	6118.7	6101.0	5333.0	4150.7
65°	2248.4	2200.4	2667.8	3269.0	3915.8	4744.4	5802.9	6464.8	6452.2	5616.0	4256.8
67.5°	1528.4	1495.6	2112.0	2799.1	3483.8	4582.7	5850.9	6697.2	6702.3	5782.7	4284.6
70°	1030.7	1015.6	1518.3	2152.4	2885.0	4234.1	5701.9	6745.2	6762.9	5825.7	4160.8
72.5°	760.4	757.9	1111.6	1536.0	2147.4	3574.7	5295.1	6432.0	6464.8	5522.5	3797.0
75°	598.7	606.3	793.3	1091.4	1432.4	2645.0	4453.9	5514.9	5565.5	4769.7	3152.8
77.5°	490.1	490.1	555.8	783.2	957.5	1642.1	3203.4	4037.0	4138.1	3680.8	2427.8
80°	396.6	404.2	411.8	545.7	634.1	937.3	1864.4	2693.0	2766.3	2564.2	1753.3
82.5°	217.3	232.4	224.8	282.9	318.3	434.5	740.2	1088.8	1200.0	1068.6	795.8
85°	15.2	10.1	17.7	22.7	27.8	42.9	58.1	80.8	75.8	108.6	55.6
87.5°	2.5	2.5	2.5	5.1	5.1	7.6	10.1	10.1	10.1	10.1	10.1
90°	0.0	0.0	0.0	0.0	0.0	0.0	0.0	0.0	0.0	0.0	0.0



REPORT NUMBER: P868054
 CATALOG NUMBER: MEM2-HSN-SA-90-750-U-T3

CANDELA DISTRIBUTION (continued):

	90°	95°	105°	115°	125°	135°	145°	155°	165°	175°	180°
0°	2187.8	2187.8	2187.8	2187.8	2187.8	2187.8	2187.8	2187.8	2187.8	2187.8	2187.8
2.5°	2197.9	2185.3	2165.0	2160.0	2152.4	2142.3	2132.2	2117.0	2112.0	2117.0	2122.1
5°	2200.4	2182.7	2149.9	2129.7	2109.5	2091.8	2071.6	2051.4	2038.7	2041.3	2051.4
7.5°	2208.0	2182.7	2132.2	2099.4	2066.5	2038.7	2005.9	1983.2	1968.0	1970.5	1978.1
10°	2218.1	2182.7	2122.1	2066.5	2021.0	1980.6	1947.8	1920.0	1904.8	1902.3	1904.8
12.5°	2220.6	2180.2	2099.4	2031.2	1975.6	1922.5	1887.2	1861.9	1846.7	1839.2	1844.2
15°	2228.2	2172.6	2076.6	1993.3	1925.0	1869.5	1826.5	1796.2	1786.1	1781.0	1778.5
17.5°	2238.3	2170.1	2056.4	1955.4	1874.5	1811.4	1773.5	1743.2	1730.5	1725.5	1730.5
20°	2253.5	2172.6	2033.7	1917.5	1829.0	1765.9	1722.9	1692.6	1682.5	1680.0	1677.5
22.5°	2273.7	2177.7	2016.0	1882.1	1778.5	1715.4	1672.4	1652.2	1644.6	1647.2	1647.2
25°	2293.9	2182.7	1990.7	1834.1	1725.5	1659.8	1629.5	1614.3	1619.4	1629.5	1629.5
27.5°	2311.6	2180.2	1955.4	1783.6	1662.3	1601.7	1578.9	1581.5	1594.1	1611.8	1614.3
30°	2334.3	2180.2	1917.5	1720.4	1591.6	1533.5	1528.4	1548.6	1568.8	1586.5	1586.5
32.5°	2369.7	2195.4	1887.2	1657.3	1518.3	1472.8	1495.6	1523.4	1546.1	1563.8	1568.8
35°	2430.3	2228.2	1866.9	1594.1	1447.6	1414.7	1457.7	1503.2	1518.3	1530.9	1533.5
37.5°	2488.4	2258.5	1841.7	1533.5	1374.3	1361.7	1419.8	1467.8	1470.3	1477.9	1477.9
40°	2544.0	2281.3	1808.8	1467.8	1303.6	1303.6	1371.8	1412.2	1407.2	1399.6	1402.1
42.5°	2604.6	2293.9	1770.9	1407.2	1245.5	1245.5	1301.0	1336.4	1333.9	1344.0	1351.6
45°	2677.9	2319.1	1720.4	1351.6	1184.8	1174.7	1220.2	1250.5	1288.4	1333.9	1346.5
47.5°	2778.9	2354.5	1680.0	1290.9	1134.3	1098.9	1116.6	1179.8	1222.7	1260.6	1265.7
50°	2885.0	2405.0	1644.6	1227.8	1073.7	1010.5	1025.7	1096.4	1121.7	1136.8	1144.4
52.5°	2998.7	2445.5	1614.3	1174.7	1010.5	919.6	939.8	1008.0	1025.7	1038.3	1040.8
55°	3097.3	2478.3	1576.4	1124.2	942.3	833.7	858.9	924.6	942.3	957.5	957.5
57.5°	3200.8	2508.6	1551.2	1081.3	869.0	762.9	780.6	846.3	871.6	876.6	884.2
60°	3286.7	2536.4	1528.4	1040.8	800.8	699.8	712.4	770.5	800.8	803.4	808.4
62.5°	3347.4	2554.1	1515.8	990.3	732.6	636.6	646.7	704.8	740.2	747.8	750.3
65°	3385.3	2564.2	1493.0	924.6	674.5	583.6	583.6	641.7	677.1	694.7	699.8
67.5°	3367.6	2546.5	1432.4	848.8	621.5	530.5	528.0	586.1	616.4	626.5	629.1
70°	3231.1	2442.9	1308.6	755.4	565.9	482.5	477.5	530.5	558.3	535.6	538.1
72.5°	2953.3	2208.0	1139.4	661.9	507.8	437.1	432.0	477.5	480.0	480.0	477.5
75°	2488.4	1803.8	909.5	563.4	447.2	389.1	391.6	426.9	429.5	442.1	434.5
77.5°	1907.4	1336.4	709.9	449.7	378.9	346.1	358.7	371.4	389.1	406.7	389.1
80°	1386.9	922.1	492.6	336.0	293.1	293.1	298.1	310.7	336.0	353.7	336.0
82.5°	593.7	406.7	227.4	166.7	144.0	141.5	144.0	144.0	176.8	181.9	159.2
85°	45.5	37.9	27.8	27.8	22.7	12.6	12.6	10.1	7.6	7.6	7.6
87.5°	10.1	7.6	7.6	7.6	5.1	5.1	5.1	5.1	5.1	5.1	5.1
90°	0.0	0.0	0.0	0.0	0.0	0.0	0.0	0.0	0.0	0.0	0.0

LM-79-2019: Approved Method: Electrical and Photometric Measurements of Solid-State Lighting Products

Report Prepared for

Cooper Lighting Solutions

Streetworks

Report Number: SP1-2407-157-6

Test Date: 08/07/2024

Luminaire Tested: MEM2-HTN-SA-30-750-U-5WQ-2

Data in this report applies to families of products including MEM2-HTN-SA-30-750-U-5WQ-2

Test Information

Test Method: LM-79-2019
 Report Number: SP1-2407-157-6
 Test Lab: COOPER LIGHTING SOLUTIONS
 Photometer: SP1 - 76IN SPHERE
 Measurement Geometry: 4π
 Issue Date: 08/20/2024
 Manufacturer: COOPER LIGHTING SOLUTIONS
 Product Line: Streetworks
 Catalog Number: **MEM2-HTN-SA-30-750-U-5WQ-2**
 Description: Epic Modern Light Square 30W 5WQ Optic and Flare Trim

Spectral Parameters

CCT (K): 5094
 CIE u': 0.2082
 CIE v': 0.4867
 Duv: 0.0032
 CIE x: 0.3430
 CIE y: 0.3564
 CIE z: 0.3006
 Peak Wavelength (nm): 451
 Dominant Wavelength (nm): 568
 Purity: 9.86439
 Rf: 73.7
 Rg: 93

CRI (Ra):	72.0		
R1:	68.6	R9:	-39.6
R2:	78.1	R10:	47.6
R3:	84.6	R11:	68.2
R4:	71.6	R12:	41.4
R5:	69.6	R13:	70.4
R6:	69.4	R14:	91.4
R7:	80.9	R15:	61.4
R8:	53.1		



Test Conditions

Stabilization Time: 20M
 Operation Time: 1H 20M
 Sphere Temperature (°C): 24.2

REPORT NUMBER: SP1-2407-157-6

Measurement and Test Equipment			
Instrument	Identification Number	Calibration Date	Calibration Due Date
Photometer	IN0058	6/18/2024	12/18/2024
Power Meter	INXT2011004	2/8/2024	2/8/2025
AC Power Source	IN0063	10/24/2023	10/24/2024
DC Power Source	IN0208	10/24/2023	10/24/2024
Sphere Thermometer	IN0085	10/24/2023	10/24/2024
Room Thermometer	IN0046	10/24/2023	10/24/2024

REPORT NUMBER: SP1-2407-157-6

CIE 1931 Chromaticity Diagram



CIE 1931 Chromaticity Diagram with 2017 ANSI 7-Step and 4-Step Quadrangles



Point lies inside the ANSI 5000K 4-step quadrangle

REPORT NUMBER: SP1-2407-157-6

Photopic Flux vs. Wavelength



Photopic Lumens: NR

λ (nm)	Power W [^] /nm	Lumens (φ/nm)	λ (nm)	Power W [^] /nm	Lumens (φ/nm)	λ (nm)	Power W [^] /nm	Lumens (φ/nm)	λ (nm)	Power W [^] /nm	Lumens (φ/nm)	λ (nm)	Power W [^] /nm	Lumens (φ/nm)
360	0	NR	490	114	NR	620	361	NR	750	9	NR	880	0	NR
365	0	NR	495	145	NR	625	326	NR	755	8	NR	885	0	NR
370	0	NR	500	197	NR	630	294	NR	760	7	NR	890	0	NR
375	0	NR	505	259	NR	635	261	NR	765	6	NR	895	0	NR
380	0	NR	510	319	NR	640	232	NR	770	5	NR	900	0	NR
385	0	NR	515	373	NR	645	204	NR	775	4	NR	905	0	NR
390	0	NR	520	414	NR	650	179	NR	780	4	NR	910	0	NR
395	1	NR	525	445	NR	655	157	NR	785	3	NR	915	0	NR
400	3	NR	530	465	NR	660	136	NR	790	3	NR	920	0	NR
405	5	NR	535	482	NR	665	118	NR	795	2	NR	925	0	NR
410	9	NR	540	493	NR	670	102	NR	800	2	NR	930	0	NR
415	18	NR	545	505	NR	675	87	NR	805	2	NR	935	0	NR
420	36	NR	550	515	NR	680	75	NR	810	2	NR	940	0	NR
425	72	NR	555	527	NR	685	65	NR	815	1	NR	945	0	NR
430	134	NR	560	540	NR	690	56	NR	820	1	NR	950	0	NR
435	242	NR	565	550	NR	695	48	NR	825	1	NR	955	0	NR
440	407	NR	570	557	NR	700	41	NR	830	1	NR	960	0	NR
445	684	NR	575	561	NR	705	35	NR	835	1	NR	965	0	NR
450	988	NR	580	559	NR	710	30	NR	840	1	NR	970	0	NR
455	828	NR	585	551	NR	715	26	NR	845	1	NR	975	0	NR
460	473	NR	590	537	NR	720	22	NR	850	1	NR	980	0	NR
465	333	NR	595	516	NR	725	19	NR	855	0	NR	985	0	NR
470	232	NR	600	491	NR	730	16	NR	860	0	NR	990	0	NR
475	146	NR	605	461	NR	735	14	NR	865	0	NR	995	0	NR
480	113	NR	610	429	NR	740	12	NR	870	0	NR	1000	0	NR
485	106	NR	615	395	NR	745	10	NR	875	0	NR			

REPORT NUMBER: SP1-2407-157-6

Scotopic Flux vs. Wavelength



Scotopic Lumens: NR

S/P: 1.81

λ (nm)	Power W [^] /nm	Lumens (ϕ /nm)	λ (nm)	Power W [^] /nm	Lumens (ϕ /nm)	λ (nm)	Power W [^] /nm	Lumens (ϕ /nm)	λ (nm)	Power W [^] /nm	Lumens (ϕ /nm)	λ (nm)	Power W [^] /nm	Lumens (ϕ /nm)
360	0	NR	490	114	NR	620	361	NR	750	9	NR	880	0	NR
365	0	NR	495	145	NR	625	326	NR	755	8	NR	885	0	NR
370	0	NR	500	197	NR	630	294	NR	760	7	NR	890	0	NR
375	0	NR	505	259	NR	635	261	NR	765	6	NR	895	0	NR
380	0	NR	510	319	NR	640	232	NR	770	5	NR	900	0	NR
385	0	NR	515	373	NR	645	204	NR	775	4	NR	905	0	NR
390	0	NR	520	414	NR	650	179	NR	780	4	NR	910	0	NR
395	1	NR	525	445	NR	655	157	NR	785	3	NR	915	0	NR
400	3	NR	530	465	NR	660	136	NR	790	3	NR	920	0	NR
405	5	NR	535	482	NR	665	118	NR	795	2	NR	925	0	NR
410	9	NR	540	493	NR	670	102	NR	800	2	NR	930	0	NR
415	18	NR	545	505	NR	675	87	NR	805	2	NR	935	0	NR
420	36	NR	550	515	NR	680	75	NR	810	2	NR	940	0	NR
425	72	NR	555	527	NR	685	65	NR	815	1	NR	945	0	NR
430	134	NR	560	540	NR	690	56	NR	820	1	NR	950	0	NR
435	242	NR	565	550	NR	695	48	NR	825	1	NR	955	0	NR
440	407	NR	570	557	NR	700	41	NR	830	1	NR	960	0	NR
445	684	NR	575	561	NR	705	35	NR	835	1	NR	965	0	NR
450	988	NR	580	559	NR	710	30	NR	840	1	NR	970	0	NR
455	828	NR	585	551	NR	715	26	NR	845	1	NR	975	0	NR
460	473	NR	590	537	NR	720	22	NR	850	1	NR	980	0	NR
465	333	NR	595	516	NR	725	19	NR	855	0	NR	985	0	NR
470	232	NR	600	491	NR	730	16	NR	860	0	NR	990	0	NR
475	146	NR	605	461	NR	735	14	NR	865	0	NR	995	0	NR
480	113	NR	610	429	NR	740	12	NR	870	0	NR	1000	0	NR
485	106	NR	615	395	NR	745	10	NR	875	0	NR			

REPORT NUMBER: SP1-2407-157-6

Melanopic Flux vs. Wavelength



Melanopic Lumens: NR

M/P: 3.73

λ (nm)	Power W [^] /nm	Lumens (φ/nm)	λ (nm)	Power W [^] /nm	Lumens (φ/nm)	λ (nm)	Power W [^] /nm	Lumens (φ/nm)	λ (nm)	Power W [^] /nm	Lumens (φ/nm)	λ (nm)	Power W [^] /nm	Lumens (φ/nm)
360	0	NR	490	114	NR	620	361	NR	750	9	NR	880	0	NR
365	0	NR	495	145	NR	625	326	NR	755	8	NR	885	0	NR
370	0	NR	500	197	NR	630	294	NR	760	7	NR	890	0	NR
375	0	NR	505	259	NR	635	261	NR	765	6	NR	895	0	NR
380	0	NR	510	319	NR	640	232	NR	770	5	NR	900	0	NR
385	0	NR	515	373	NR	645	204	NR	775	4	NR	905	0	NR
390	0	NR	520	414	NR	650	179	NR	780	4	NR	910	0	NR
395	1	NR	525	445	NR	655	157	NR	785	3	NR	915	0	NR
400	3	NR	530	465	NR	660	136	NR	790	3	NR	920	0	NR
405	5	NR	535	482	NR	665	118	NR	795	2	NR	925	0	NR
410	9	NR	540	493	NR	670	102	NR	800	2	NR	930	0	NR
415	18	NR	545	505	NR	675	87	NR	805	2	NR	935	0	NR
420	36	NR	550	515	NR	680	75	NR	810	2	NR	940	0	NR
425	72	NR	555	527	NR	685	65	NR	815	1	NR	945	0	NR
430	134	NR	560	540	NR	690	56	NR	820	1	NR	950	0	NR
435	242	NR	565	550	NR	695	48	NR	825	1	NR	955	0	NR
440	407	NR	570	557	NR	700	41	NR	830	1	NR	960	0	NR
445	684	NR	575	561	NR	705	35	NR	835	1	NR	965	0	NR
450	988	NR	580	559	NR	710	30	NR	840	1	NR	970	0	NR
455	828	NR	585	551	NR	715	26	NR	845	1	NR	975	0	NR
460	473	NR	590	537	NR	720	22	NR	850	1	NR	980	0	NR
465	333	NR	595	516	NR	725	19	NR	855	0	NR	985	0	NR
470	232	NR	600	491	NR	730	16	NR	860	0	NR	990	0	NR
475	146	NR	605	461	NR	735	14	NR	865	0	NR	995	0	NR
480	113	NR	610	429	NR	740	12	NR	870	0	NR	1000	0	NR
485	106	NR	615	395	NR	745	10	NR	875	0	NR			

Summary

$R_f = 73.7$
 $R_g = 93$
 $CIE R_a = 72.0$
 $R_9 = -39.6$



Color Vector Graphics



Individual Sample Fidelity Index ($R_{f,i}$)

CES01 = 85	CES26 = 62	CES51 = 90	CES76 = 50
CES02 = 59	CES27 = 88	CES52 = 89	CES77 = 67
CES03 = 30	CES28 = 80	CES53 = 79	CES78 = 53
CES04 = 69	CES29 = 69	CES54 = 84	CES79 = 80
CES05 = 46	CES30 = 88	CES55 = 83	CES80 = 77
CES06 = 50	CES31 = 72	CES56 = 74	CES81 = 78
CES07 = 38	CES32 = 62	CES57 = 73	CES82 = 90
CES08 = 38	CES33 = 82	CES58 = 73	CES83 = 90
CES09 = 29	CES34 = 69	CES59 = 86	CES84 = 85
CES10 = 72	CES35 = 83	CES60 = 88	CES85 = 77
CES11 = 56	CES36 = 87	CES61 = 82	CES86 = 75
CES12 = 61	CES37 = 78	CES62 = 81	CES87 = 76
CES13 = 41	CES38 = 98	CES63 = 73	CES88 = 81
CES14 = 74	CES39 = 96	CES64 = 63	CES89 = 72
CES15 = 70	CES40 = 91	CES65 = 60	CES90 = 80
CES16 = 46	CES41 = 96	CES66 = 56	CES91 = 71
CES17 = 49	CES42 = 79	CES67 = 53	CES92 = 58
CES18 = 55	CES43 = 78	CES68 = 63	CES93 = 74
CES19 = 71	CES44 = 99	CES69 = 72	CES94 = 52
CES20 = 63	CES45 = 86	CES70 = 55	CES95 = 64
CES21 = 85	CES46 = 85	CES71 = 46	CES96 = 76
CES22 = 77	CES47 = 89	CES72 = 82	CES97 = 86
CES23 = 91	CES48 = 80	CES73 = 45	CES98 = 76
CES24 = 90	CES49 = 83	CES74 = 90	CES99 = 62
CES25 = 71	CES50 = 89	CES75 = 48	



Color Rendition by Hue-Angle Bin



Measure Comparisons



(END OF REPORT)